

















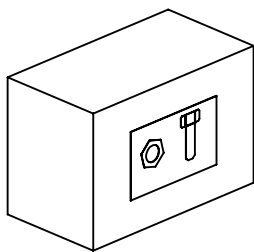


1222F5

Nr	Element	DIN	ELEMENT	Σ
2		-	W6x60	22
5		DIN 985	M10 (OC)	32
9		ISO 7380	M6x25	3
10		DIN 9021	6x18	122
13		ISO 7380	M6x20	8
15		ISO 7380	M6x30	100
16		-	K1_d21_B	108
17		-	Z1_d21_B	108
18		DIN 985	M6 (OC)	102
21		DIN 125	8x16	105
22		DIN 125	6x12	91
31		DIN 985	M8 (OC)	6
43		DIN 1587	M8	16
44		ISO 7380	M10x25	32
47		DIN 3017	Ø 33,7	4
58		-	LOCTITE	1
61		-	KL105 (OC)	92
84		ISO 7380	M8x35	16



1222F5

Nr	Element	DIN	ELEMENT	Σ
88		-	ALUZ RR	8
98		-	F20X_44_HP_g13_v1	1
109		DIN 913	10x10	2
116		ISO 7380	M8x55	6
124		DIN 7991	M6x20	22
147		-	M6x10	87
213		-	Z_NA_1	1
214		-	Z_NA_2	1
218		NYLON DIN 125	8x16	6
240		DIN 933	M8x25 (OC)	8
242		-	1200_1_A2_g3_G_v3	32
243		-	UCHW_114,3	64
244		-	Z_P_114,3	16
245		DIN 7991	M6x65	64
246		-	MAS_114,3	2
249		NYLON DIN 125	10x20	32
250		DIN 7504K	6,3x32	4
261		DIN 1481	8x40	2